

HOW TO WATCH the LIVE / ON-DEMAND APSR 2021 Scientific Program

CHECK!

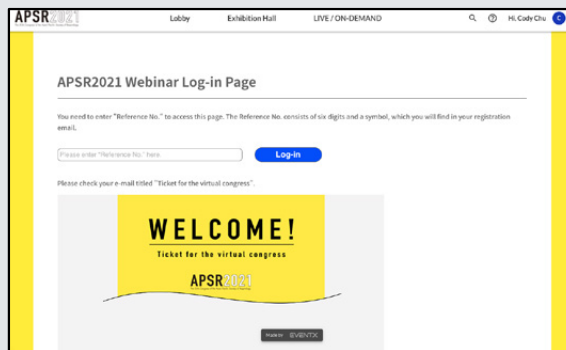
Access to the portal site of APSR 2021 Virtual site by click “Go to APSR 2021” button clicking on the Go to APSR 2021 button in the e-mail you received with the e-mail address you registered.

1 Access to the “LIVE/ON-DEMAND” site



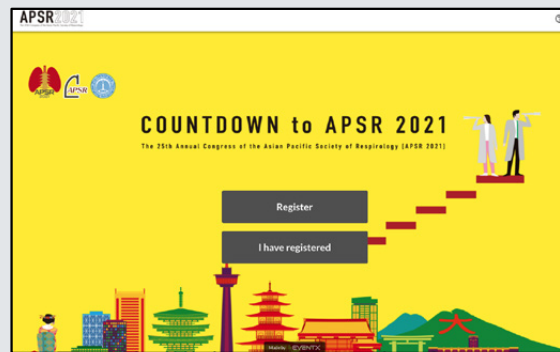
After accessing the portal site, click “LIVE/ON-DEMAND” button in the navigation bar which located in top of the site.

2 Log in the “LIVE/ON-DEMAND” viewing page with the reference number

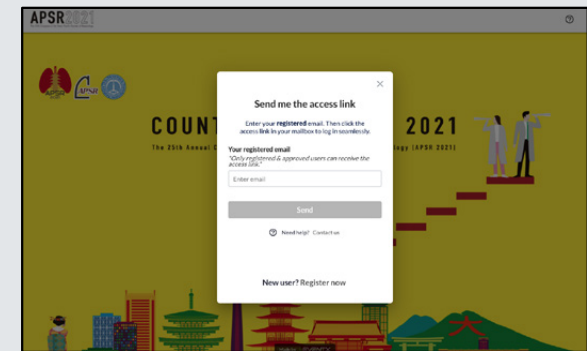


The reference number was informed each participants through the e-mail entitled “Ticket for the virtual congress”.

! If the login screen “Countdown to APSR 2021” appears by clicking on “Go to APSR 2021” bottom in the “Ticket for the Virtual Congress” e-mail you received. !

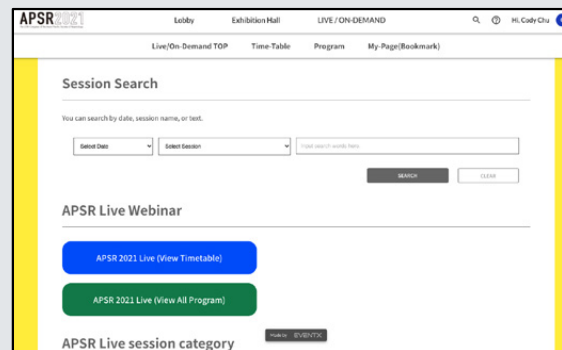


When the above login page appears, click on the “I have registered” button in the middle of the screen.



You will then see the above window, please enter your registered email address. You will receive an e-mail message that will allow you to enter the site.

3 Log in the “LIVE/ON-DEMAND” site



Once your reference number has been verified, you are now logged in the LIVE / ON-DEMAND viewing page (see the page above).

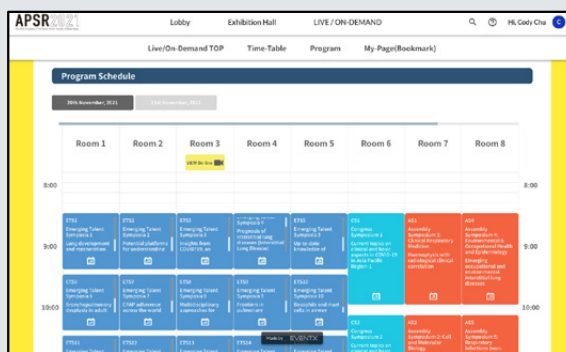
Next page

HOW TO WATCH the LIVE / ON-DEMAND APSR 2021 Scientific Program

CHECK!

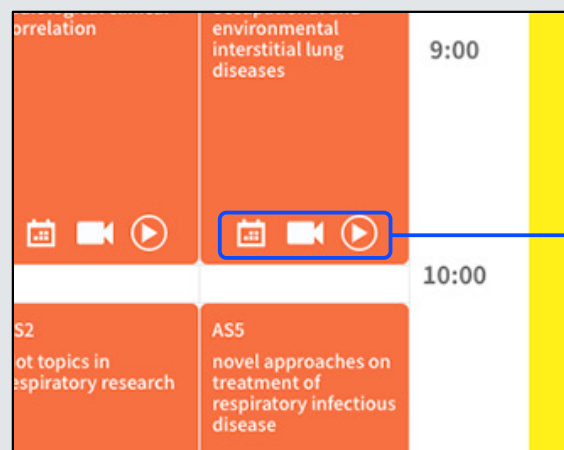
Access to the portal site of APSR 2021 Virtual site by click “Go to APSR 2021” button clicking on the Go to APSR 2021 button in the e-mail you received with the e-mail address you registered.

4 Select what you watch



Move to the program at a glance and select the session you want to watch by clicking [“APSR 2021 Live \(View Timetable\)”](#) “APSR Live (View Timetable)” button.

5 Three functions are available



BOOKMARK

You can bookmark the lectures you want to watch. The selected lecture will be saved in MY PAGE.



LIVE

Watch the lecture that will be given LIVE. It will be connected to the Zoom, please enter the required information if it is first time to use the Zoom. Icons (LIVE) will be available during the Congress (November 20 and 21).



ON-DEMAND

Watch the scientific program on demand. Icons (on-demand) will be displayed for open-to-the-public sessions sequentially after the Congress (November 20-21). You will see the icons for the available sessions.

6 Useful Remind Function

You can set up reminder e-mails for the sessions that you have bookmarked and saved in MY PAGE.

HOW TO WATCH the LIVE / ON-DEMAND APSR 2021 Scientific Program

CHECK!

Access to the portal site of APSR 2021 Virtual site by click “Go to APSR 2021” button clicking on the Go to APSR 2021 button in the e-mail you received with the e-mail address you registered.

About reference number
used when logging in

Email	xxxx.xxxxxx
Registration Type	Local APSR
Participation of Congress	Virtual site
Reference No.	ref1234

*** Reference numbers are required to**

Please enter the above number in the reminder e-mail when you log in.

WELCOME!

Ticket for the virtual congress

APSR2021

The 23th Congress of the Asian Pacific Society of Reproductive Medicine

Dear Dr. Kazuko Tanaka,

Thank you for your registration for APSR 2021.

The APSR2021 will finally begin on Saturday 20 November at 7.50am (JTS). This email is your personal ticket to access the APSR2021 virtual site.

On the day of the APSR 2021, please click on the button below to access the virtual site. You will not be able to access the virtual site in any other way. Please keep this e-mail ticket in a safe place, as you will need it to join the APSR 2021 virtual congress.

Your personalized button to access
APSR 2021 Virtual Site

A reminder for an upcoming event

APSR 2021

2021-11-20 12:00 AM to 2021-12-28 12:55 PM (GMT +09:00)

Click on this button to join the APSR 2021 Virtual Site!

[Go to APSR2021](#)

Join the APSR 2021

Title	Dr.
Name	Kazuko Tanaka
Affiliation	The University of Tokyo
Email	xxxx.xxxxxx@gmail.com
Registration Type	Local APSR Member
Participation of Congress	Virtual site Only
Reference No.	ref1234

HOW TO Access the APSR 2021 Virtual Exhibition site

CHECK!

Access to the portal site of APSR 2021 Virtual site by click “Go to APSR 2021” button clicking on the Go to APSR 2021 button in the e-mail you received with the e-mail address you registered.

1 Access to the “Exhibition Hall” site



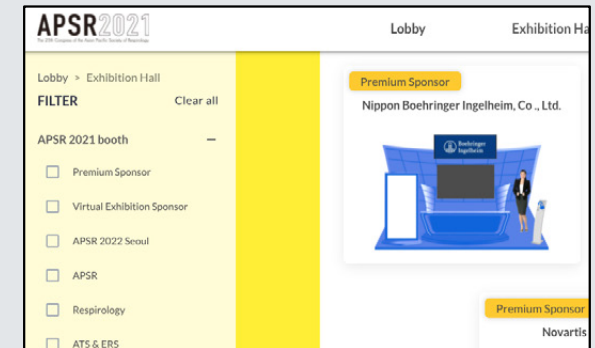
After accessing the portal site, click “Exhibition Hall” button in the navigation bar which located in top of the site.

2 Access to each booth




Click on the exhibition booth of your choice.

3 Narrow down the list of exhibitors by using filters



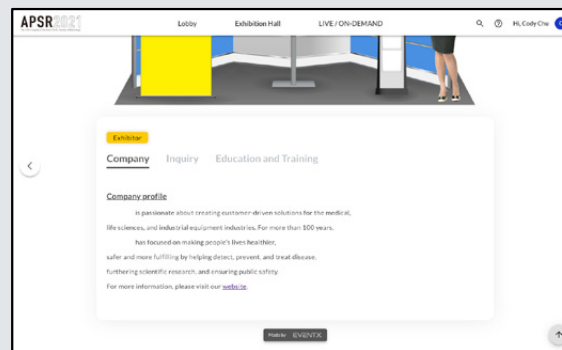
You can narrow down the list of exhibitors by using the filters on the left of the screen.

4 Visit the exhibition booth



At the booths, you can view the contents of each company, including videos and promotional materials (PDF). You can return to the portal site by clicking the hand icon in each booth.

5 View detailed information about the companies



At the bottom of each booth page, you will find detailed information about the exhibitor. Some booths have contact details, so please take a look until the end.

SPECIAL CAMPAIGN

Take a look at
each booth and get a
special gift!

If you look carefully at each company's booth, you may get a special gift! For more information, please check the Virtual Travel Desk in the Exhibition site.

*Open on Saturday 20 November